





OTTO IN ROSE WALNUT AND MATT LIGHT GREY
WITH TOP FITTING HANDLES K157 AND K158

THE – CONTEMPORARY – COLLECTION

OUR CONTEMPORARY COLLECTION OF KITCHENS SPANS AN ENTICING MIX OF BRITISH AND EUROPEAN DESIGN INFLUENCED SCHEMES. WITH THEIR MINIMALIST GOOD LOOKS AND SPACE MAXIMISING FEATURES, THESE ARE DESIGNS THAT HAVE QUICKLY DEVELOPED THEIR OWN STRONG IDENTITIES – PROVING SO POPULAR WITH CUSTOMERS LOOKING TO CREATE CONTEMPORARY OPEN AND BROKEN ZONE LIVING.

As a highly experienced manufacturer, we are committed to extensive product research and development, in addition to investing in new technology to seek out the latest materials that will create exciting fresh kitchen styles to inspire and impress our customers.

Handle-less door and rail systems, integrated J profile pull and slab style doors come together to offer the latest in cutting-edge contemporary kitchen design. The collection provides an appetising choice of textures and materials to pick from, including high quality laminates that cleverly replicate timber and concrete, as well as high-gloss and cool matt finishes.

We're also finding that customers are using our contemporary styles to powerfully engage with colour – just as these designs work beautifully in warm neutrals, they also lap up colour, showing off their sleek lines in strong up to the minute shades.

Whatever the final finish, a Contemporary Collection design has durable and easy-to-clean credentials; a necessity in today's multi-functional cooking, dining and living kitchens.





OTTO IN BLEACHED WALNUT AND GLOSS WHITE
WITH HANDLE-LESS RAIL IN WHITE



OTTO

OTTO

Modern geometric styling and a crisp handle-less form come together in this popular minimalist design. However, it is the vast choice of finishes and textures that really give this kitchen contemporary appeal, helping you to channel a host of on-trend looks. Otto's beautifully engineered laminate materials include wonderfully-realistic woodgrains, the rich textural surfaces of Oxide and Concrete, and the luxuriously bold finishes of Black Marble and Brushed Bronze. Dial-up your style with the inclusion of a painted colour; Light Grey, Porcelain or perhaps the indulgent dark tones of Anthracite matt painted. For those seeking an even greater choice of hues, head to our 25 strong painted palette that is available for Otto.

Versatility is the essence of the Otto range – this is why it can be fitted either in a true handle-less fashion using an integrated handle or with a standard or top fitting handle.

RANGE HIGHLIGHTS

GLOSS, MATT AND LAMINATE FINISHES / HANDLE-LESS DESIGN / CURVED DOORS / GLASS DOORS



ALL IMAGES OTTO IN CONCRETE, DARK WALNUT AND MATT MINK WITH HANDLE-LESS RAIL IN ANTRACITE



OTTO

SIEMENS



OTTO



OPPOSITE OTTO IN BRUSHED BRONZE AND DARK WALNUT WITH HANDLE-LESS RAIL PROFILE
ABOVE OTTO IN BRUSHED BRONZE AND MATT ANTHRACITE WITH HANDLE-LESS RAIL PROFILE
BELOW OTTO IN BLACK MARBLE AND MATT ANTHRACITE WITH HANDLE-LESS RAIL PROFILE



OTTO IN DARK WALNUT AND OXIDE
WITH HANDLE-LESS RAIL PROFILE



OTTO



THE - DETAILS -

THE HOMEOWNER HUNGER FOR A SEAMLESS KITCHEN AESTHETIC SHOWS NO SIGN OF SLOWING - LITTLE WONDER WHEN THE SCOPE OF HANDLE-LESS TECHNOLOGY AND CHOICE OF LUSCIOUS MATERIALS CONTINUES TO GATHER STYLISH PACE.

The old adage of the kitchen being the heart of the home has never been more accurate. With family life being busier and more transient than ever, our kitchen spaces are full of activity throughout the day and have evolved into larger living, working and dining spaces. Such greater demands have therefore naturally led to the popularity of more practical, low-maintenance, clutter-free layouts.

We can help you achieve this calm minimalism in a number of ways. First and foremost is the major trend of true handle-less kitchens, built on clever rail systems hidden within the cabinetry. For the ultimate seamless aesthetic, co-ordinate the colour of your rail to your doors.

An alternative is the modern simplicity of our Malmö range with its J profile pull handle creating an alternative crisp handle-less form. View the ranges considered accessories that echo the streamlined door style and continue the sleek uncomplicated look.

Handles can still feature in a streamlined kitchen design. We've a range of discreet top-fitting handles that don't distract from the simple form of a minimalist kitchen or the inset handle, an alternative on-trend look that marries functionality with design.

■ OTTO WITH PUSH TO OPEN MECHANISM



■ OTTO WITH WHITE HANDLE-LESS RAIL



■ OTTO WITH ANTHRACITE HANDLE-LESS RAIL



■ OTTO WITH TOP FITTING HANDLE (K158)



■ MALMÖ CONCEALED GRIP DOOR FOR LARDER ARRANGEMENTS



■ OTTO WITH PUSH TO OPEN MECHANISM





OTTO IN GLOSS CASHMERE WITH
TOP FITTING HANDLE (K153)



OTTO

OTTO

The extensive design scope of the Otto kitchen continues with a choice of luscious lacquered variants; smooth to the touch and boasting a pigment-rich flawless finish, an Otto Gloss kitchen oozes luxury thanks to its ultra-high gloss quality.

Blend your gloss with one or more textures and colours from the Otto range; we've enjoyed creating stunning monochrome contrasts, but why not create a calming space with this beautifully neutral Gloss Porcelain and White option.

Accentuate the allure of a lustre-rich kitchen with clever design. Sleek angled doors and panels create neat sharp lines that are so desirable in a seamless kitchen aesthetic. Discreet handle-free options boost this calm minimalism but remember this range can also be fitted in a true handle-less fashion using the rail system that is available in three different finishes: Aluminium, White and Anthracite.

Lovers of softer lines can create their own elegant space by tapping in to the availability of curved doors and attractive open shelving.

RANGE HIGHLIGHTS

GLOSS, MATT AND LAMINATE FINISHES / HANDLE-LESS DESIGN / CURVED DOORS / GLASS DOORS



ALL IMAGES OTTO IN GLOSS PORCELAIN AND WHITE



OTTO



OTTO IN MATT LIGHT GREY WITH
TOP FITTING HANDLES (K157 / K158)



OTTO



OTTO

OTTO

Matt finishes remain hugely popular with increasing numbers of homeowners specifying them as a go-to contemporary option.

The key is to really get the right colour to make this strong finish work. We have the colour expertise to help you crack this premium matt look which is why Otto Matt is available in the key neutrals of Anthracite, Light Grey and Porcelain. Of course, those who have the vision to experiment further with colour and texture can turn to our 25 strong colour palette or Bespoke Painted service for pops of on-trend vibrants.

Soften the look and balance beauty with practicality with either open shelving or modular units available in the four laminate finishes and in a choice of different sizes.

Consider our choice of top fitting handles for a sleek and discreet yet practical look. Choose from two contemporary handle styles, both available in brushed aluminium and chrome and in a wide range of sizes to suit any kitchen scheme.

RANGE HIGHLIGHTS

GLOSS, MATT AND LAMINATE FINISHES / TRUE HANDLE-LESS / CURVED DOORS / GLASS DOORS



ALL IMAGES OTTO IN MATT LIGHT GREY AND OLD NAVY WITH TOP FITTING HANDLE (K158)



MALMÖ





TOP MALMÖ IN MATT LIGHT GREY
BOTTOM & OPPOSITE MALMÖ IN GLOSS PORCELAIN WITH MATT PORCELAIN



MALMÖ



MALMÖ



ALL IMAGES MALMÖ IN MATT WHITE

MALMÖ

Decades of kitchen design expertise and the award of the prestigious Manufacturing Guild Mark – the mark of excellence for furniture manufacturers – means that you are in reassuringly expert hands when it comes to shaping your dream kitchen space.

For many, this dream lies with the modern simplicity of the handle-less Malmö. The smooth surface of the matt finish provides an inspiringly blank canvas for colour and you can choose from an extensive palette of cool pastels, warm neutrals and the sultry rich tones of Anthracite to create your preferred kitchen mood.

At the heart of the Malmö design is its uncomplicated simplicity, but this doesn't mean that self-expression can't be put to the forefront. The Malmö range can be combined with either Otto or Isala from the Burbidge Contemporary Collection for a truly unique scheme. And there is the additional ability to factor in a wealth of made to measure features such as curved doors and exclusively-sized drawers and shelving in line with your individual needs.

RANGE HIGHLIGHTS

GLOSS, MATT AND VENEER FINISHES / INTEGRATED J-HANDLE / CURVED DOORS / GLASS DOORS



ABOVE MALMÖ IN MATT BESPOKE COLOUR AND SOFT GREY
OPPOSITE MALMÖ IN GLOSS ANTHRACITE WITH MATT ANTHRACITE



MALMÖ



THE - DETAILS -

THE KITCHEN IS NO LONGER JUST A PRACTICAL AREA FOR COOKING - IT HAS EVOLVED INTO A SPACE FOR DINING, ENTERTAINING AND EVERYDAY FAMILY LIVING.

Keeping such a hard-working room tidy and easy to use, means a smart approach to storage that is built around your needs. Take stock of your everyday kit and gadgetry, so you know how much to store and what needs to be to hand. Think about the overall available space; make every inch count by maximising storage capacity within your pan drawers using Blum Orgaline and neatly store away cutlery and utensils in either premium Natural Oak cutlery dividers or removable Blum dishwasher proof stainless steel containers.

Boost your storage hugely with the inclusion of a SpaceTower, an attractive alternative to wirework, boasting up to three times the load capacity. It's a convenient and ergonomic means of storing food and everyday items that allows for easy access. Fit with timber or laminate drawer fronts for a premium internal finish that co-ordinates with your exterior kitchen design.

The Burbidge secret to maximising storage is simple, get the storage right and not only do you increase the capacity, you'll enjoy a sense of order that will make your kitchen work like a dream.

■ BLUM ORGALINE DRAWER DIVIDING SYSTEM

■ CUTLERY TRAY IN NATURAL OAK

■ BLUM LEGRABOX WITH BLUM AMBIALINE CUTLERY DIVIDERS AND INTERNAL DRAWER FRONTS IN NATURAL OAK

■ BLUM SPACE TOWER WITH DRAWER FRONTS IN NATURAL OAK

■ BLUM ORGALINE CUTLERY TRAY WITH INTERNAL DRAWER FRONT IN NATURAL OAK



MALMÖ IN GLOSS ANTHRACITE WITH MATT ANTHRACITE



MALMÖ



ALL IMAGES MALMÖ IN GLOSS AND MATT ANTHRACITE WITH BLACK ANODISED ALUMINIUM GLASS DOORS



MALMÖ



MALMÖ

MALMÖ

The cool appeal of handle-less shines through when specified in a sleek gloss finish. The lacquered variants in this range are smooth to the touch and boast a pigment-rich flawless finish.

There are five on-trend hues to pick from – select Gloss White in mono for the ultimate in contemporary calm or deepen the palette with the sophisticated Gloss Anthracite. Of course, blending your glosses with one or more textures and colours from Isala or Otto lets you create even more striking contrasts.

When working with such a minimalist design, the smaller details can play a crucial role, that's why we offer a special concealed grip door for use in larger arrangements, creating a single handle line running across the units.

Mixing materials is key to creating a contemporary kitchen and the stylish Black Anodised Aluminium Glass Doors work brilliantly in combination with Malmö. These stylish glass feature doors are a creative alternative to a standard glass door, providing an eye-catching focal point in the kitchen. Superb quality and beautifully styled with sleek angled framing and coordinating pre-fitted handles, the glass doors are available in a choice of popular door sizes.

RANGE HIGHLIGHTS

GLOSS, MATT AND VENEER FINISHES / INTEGRATED J-HANDLE / CURVED DOORS / GLASS DOORS



ALL IMAGES MALMÖ IN GLOSS WHITE

MALMÖ

The beautifully engineered Malmö Veneer is a perfect choice for timber lovers wanting a modern edge to their kitchen scheme. The real wood veneer is hand-finished to reveal the unique, subtle patterning of the woodgrain adding texture and interest for those craving contemporary styling with a warmth of character.

The character of the real wood veneer means it can easily set off a wide selection of accompanying worktop materials, colours and depths, with the reliability of durable and easy-to-clean credentials.

Uncluttered interiors are the best way to make these well-designed exteriors really shine. Create a calming and streamlined space with the use of a Blum SpaceTower, fitted with co-ordinating internal solid timber Natural Oak drawer fronts that provide high quality storage and keep every day kitchen items out of sight.

RANGE HIGHLIGHTS

GLOSS, MATT AND VENEER FINISHES / INTEGRATED J-HANDLE / CURVED DOORS / GLASS DOORS



ABOVE MALMÖ VENEER IN NATURAL OAK
OPPOSITE MALMÖ VENEER IN NATURAL OAK AND MATT PORCELAIN



MALMÖ



ISALA IN WARM GREY OAK WITH MALMÖ IN GLOSS CASHMERE

ISALA





ISALA

ISALA

Our pride in the award-winning Isala range is shared by our customers and it remains one of our bestselling contemporary kitchens thanks to its smart and desirable finish that belies its affordability.

Isala features a unique horizontal timber effect finish introducing a depth of texture which offers a striking simplicity as a whole kitchen. Or, for a truly individual design combine Isala with the reflective tones of the gloss colour options available in Otto.

Constructed from durable laminate in two distinct finishes; bold Dark Elm or soft Warm Grey Oak, this is a kitchen that can more than hold its own against the bumps and spills of everyday domestic living.

This timber effect gem of a range shows the devil is in the detail. Epitomising contemporary cool, it is cleverly and seamlessly engineered with a crisp integrated J-handle.

Draw upon our expertise in manufacturing non-standard door sizes to create a space that enhances unusual interior layouts or seamlessly flows into the new relaxed, 'broken-plan' living zones that build on open-plan design by adding shelf units and sociable raised breakfast bars.

RANGE HIGHLIGHTS

TIMBER EFFECT LAMINATE / GLASS DOORS / INTEGRATED J-HANDLE



ALL IMAGES ISALA IN DARK ELM WITH OTTO IN GLOSS CASHMERE

CONTEMPORARY FINISHES

We have captured the latest interiors trends to present a palette of colours and finishes that work perfectly in contemporary flexi-spaces.

As our pages showcase, the Contemporary Collection's range of finishes are designed to work together adventurously and creatively. This gives you the freedom to mix any shade and any texture, but with the comfort that we have expertly chosen possibilities that work impeccably together.

The palette is heavily steered to neutrals for example because we know that their easy-going and easy-toning attributes are so user-friendly and popular with homeowners. We also know that the super-smooth matts and luxurious glosses in the collection can beautifully showcase dramatic tones, such as the new breed of sultry dark hues that are so well-suited to the linear lines of contemporary styles.


However it is through technology that we have injected real contemporary distinction creating cleverly realistic woodgrain and concrete effects that can be used as eye-catching focal points and striking design statements.



LAMINATE



Bleached Walnut




Rose Walnut



Dark Walnut



Dark Elm



Warm Grey Oak




Black Marble **NEW**



Concrete



Brushed Bronze **NEW**




Oxide **NEW**

VENEER



Natural Oak

GLOSS



White



Light Grey



Porcelain




Cashmere




Anthracite

MATT



Chalk



Alabaster




Cashmere




Taupe




Mink



White



Bone




Pale Smoke




Soft Grey



Lead



French Grey



Putty



Gooseberry



Soft Moss



Gravel



Fjord Green



Thyme



Pewter



Seal Grey



Baltic Green **NEW**



Cornflower Blue



Pale Navy



Old Navy



Prussian Blue **NEW**



Charcoal



Light Grey



Porcelain



Anthracite

Please see page 127 for the finish availability guide.

Colour reproduction: due to variables between photographic and print processes, colour may vary from the actual product supplied. Swatches are available to order from your retailer.

PAINTED PALETTE	BLEACHED WALNUT	ROSE WALNUT	DARK WALNUT	DARK ELM	WARM GREY OAK	CONCRETE	BLACK MARBLE	BRUSHED BRONZE	OXIDE	GLOSS ANTHRACITE	GLOSS CASHMERE	GLOSS LIGHT GREY	GLOSS PORCELAIN	GLOSS WHITE	MATT PALETTE	MATT ANTHRACITE	MATT LIGHT GREY	MATT PORCELAIN	IVORY (VINYL)	NATURAL CHARACTER OAK	NATURAL OAK
-----------------	-----------------	-------------	-------------	----------	---------------	----------	--------------	----------------	-------	------------------	----------------	------------------	-----------------	-------------	--------------	-----------------	-----------------	----------------	---------------	-----------------------	-------------

IN-FRAME

Langton	P 03	■																			
Petworth	P 11	■																			■
Salcombe	P 19	■																			
Tetbury	P 25	■																			■

CLASSIC

Chartwell	P 33	■																			
Gresham	P 37	■																			
Erin	P 45	■																		■	
Stowe	P 49	■															■	■			
Marlow	P 55																		■		

SIMPLY BURBIDGE

Kew	P 59	■																			
Finsbury	P 65	■																			
Barnes	P 73	■																			

CONTEMPORARY

Otto	P 83		■	■	■		■	■	■	■		■	■	■	■	■	■	■			
Malmö	P 103									■	■	■	■	■	■	■	■	■			■
Isala	P 121				■	■															





Burbidge & Son Limited

Burnsall Road, Canley, Coventry, West Midlands CV5 6BS
T 024 7667 1600 F 024 7669 1010 E sales@burbidge.co.uk
www.burbidge.co.uk