





GRESHAM IN PEWTER WITH HANDLE (K171) AND T-BAR (K170)

# THE – CLASSIC – COLLECTION

A COLLECTION OF BEAUTIFUL,  
TIMELESS DESIGNS BUILT AROUND  
CLASSIC KITCHEN STYLES THAT DON'T  
COMPROMISE ON CRAFTSMANSHIP.

As you would expect from a longstanding manufacturer of premium kitchens – and holder of the prestigious Manufacturing Guild Mark – our Classic Collection boasts kitchens that are packed with bespoke and made to measure options to ensure that your scheme is lovingly crafted around your needs and tastes.

A Classic Burbidge kitchen can be personalised to these tastes through our stunning palette of 25 painted finishes. We closely examine colour trends and current mood boards to find these on-trend shades and our painted-to-order kitchens are hand-sprayed in our UK factory.

For those of you who wish to put your own unique stamp onto the finish of your new kitchen, turn to our Bespoke Painted service where we will accurately match your painted kitchen to a colour swatch from any paint manufacturer.

And for the timber lovers, opt for the Classic Collection styles that are also available in Natural Oak – a definitive classic. At Burbidge, we carefully specify our timbers with due care and respect for our environment, sourcing product from well managed forestry in Europe and North America, so you can rely on us to produce a premium quality, hard wearing product.





CHARTWELL IN PAINTED BONE AND SOFT GREY  
WITH CUP HANDLE (K185) AND KNOB (K186)

CHARTWELL



# CHARTWELL

Our passion for using only the finest quality materials runs through to the design of Chartwell Painted. The luxury painted finish of Chartwell subtly reveals the delicate figuring of the door's solid ash woodgrain framing beneath. This well-crafted door design references the past, but feels fresh and contemporary. The neat detail line which runs around the door gives the impression of being an authentic in-frame kitchen, yet, as a standard door, Chartwell is in fact an affordable and stylish alternative.

Pictured here in the calming neutrals of Soft Grey and Bone, Chartwell has an appealing look that will most definitely stand the test of time. With a stunning palette of colours to choose from there are many winning combinations possible, ranging from the cool tones of Pale Smoke and Bone through to the more indulgent tones of Charcoal, Baltic Green or Prussian Blue.

Adding character to your Chartwell kitchen scheme is easily possible with the application of elegant accessories such as pilasters, an overmantel and tongue and grooved panels, as well as curved and glazed doors. Finishing touches are important and these English Bronze cup handles and knobs provide a warming and sophisticated effect, whatever the space - completing this premium look.

## RANGE HIGHLIGHTS

PAINTED FINISH / CURVED DOORS / GLASS DOORS / MADE IN THE UK



**ABOVE** CHARTWELL IN PAINTED BONE AND SOFT GREY WITH CUP HANDLE (K185) KNOB (K186)  
**OPPOSITE** CHARTWELL IN PAINTED BALTIC GREEN WITH CUP HANDLE (K185) AND KNOB (K186)



CHARTWELL



GRESHAM IN PAINTED PEWTER AND PUTTY WITH HANDLE (K171) AND T-BAR (K170)





GRESHAM

GRESHAM





**ALL IMAGES** GRESHAM IN PAINTED PEWTER AND PUTTY WITH HANDLE (K171) AND T-BAR (K170)

# GRESHAM

The painted finish of Gresham design reveals the subtle beauty of the ash woodgrain beneath. We do the hard work by hand spraying the timber doors in our UK factory – your task is to take your pick from the 25-strong colour palette or hand us a swatch of your own hue if you can't quite find your perfect match.

Inspired by traditional panelling and combining an elegant slim framing with a deep interior profile, the resulting look of Gresham lets you step away from a customary shaker design and gently move towards a more stylised and altogether sleeker feel.

Creating stand-out interest by mixing and matching accessories is at the heart of our Classic Collection – Gresham is a shining example of how detailing such as glass doors and on-trend open shelving can uniquely enhance your kitchen.

We've added high-quality T-bar knobs and matching handles in an antique grey finish to complete this neat and contemporary design. Fulfil your own preferences, by choosing from a wide choice of handles because we know that every detail matters when it comes to specifying your new kitchen. These small design elements can have a big impact on the overall feel of a kitchen and is something that you'll be looking at and touching every single day.

## RANGE HIGHLIGHTS

PAINTED FINISH / CURVED DOORS / GLASS DOORS / UNIQUE ACCESSORIES



**ALL IMAGES** GRESHAM IN PAINTED MINK AND CASHMERE WITH T-BAR (K169)



GRESHAM



# THE - DETAILS -

UNCLUTTERED INTERIORS ARE THE BEST WAY TO MAKE YOUR WELL-DESIGNED EXTERIORS REALLY SHINE. OUR EXPERIENCE HAS SHOWN THAT EVERY CORNER AND SURFACE CAN HAVE STORAGE POTENTIAL.

Invest time at the planning stage of your kitchen to maximise every area of your design to create a well-functioning uncluttered, streamlined space. Sprinkle a good measure of decluttering into the busy kitchen with door hung internal spice racks, and practical shelving within larders whilst stylish built-in tray and chopping board sets cleverly unlock space and keep surfaces perfectly neat and tidy.

Take a fresh look at classic wall space solutions such as plate racks and shelving which can deliver on both function and display terms – and don't forget that a pinch of colour can work wonders here, elevating your daily storage into feature pieces.

We believe that great design and high quality needn't stop once out of sight – which is why dovetail timber drawer boxes and internal drawer fronts available in Natural Oak or laminate finish options are becoming so popular.

 NATURAL OAK PLATE RACK

 NATURAL OAK SOLID TIMBER DOVETAIL DRAWER BOXES

 NATURAL OAK DOOR HUNG SPICE RACK AND INTERNAL DRAWER FRONTS

 NATURAL OAK IN-FRAME TRAY AND SPICE DRAWER SET

ERIN



ERIN IN NATURAL CHARACTER OAK WITH PAINTED GOOSEBERRY WITH KNOB (K136)





# ERIN

Erin offers a strong, timber look thanks to its chunky, wide frame in Natural Character Oak. The design lets the warmth of natural wood graining run deep across doors and drawers and is wrapped with classic curves to more than whet a timber lover's appetite.

This premium kitchen cleverly maximises the beauty of unaltered timber and the wild-graining of European oak. It is a wonderfully traditional style that is sewn into our heritage, but Erin's lines also beautifully lend themselves to a painted, more contemporary finish.

The deep angled inside profile and wide framing provide perfect definition for a host of colours, whether solely painted or in statement sections to combine with Natural Oak.

The design can also be dialled up by blending in bespoke features that are available for the fine kitchens of the Classic Collection, such as made to measure door sizes, pierced motif feature doors and open units.

## RANGE HIGHLIGHTS

NATURAL OAK OR PAINTED FINISH / CURVED DOORS / GLASS DOORS



**ABOVE** ERIN IN NATURAL CHARACTER OAK AND PAINTED PEWTER WITH HANDLE (K164)  
**OPPOSITE** ERIN IN NATURAL CHARACTER OAK WITH KNOBS (K136 / K137)



ERIN



STOWE





STOWE

# STOWE

A smooth choice in every sense; the matt painted finish creates a contemporary feel; simple lines look crisp and clean and a durable finish makes the Stowe kitchen family living-friendly. And less can easily be more when you start to incorporate premium details such as curved and glazed doors or bold handle designs.

With such smooth, quality lines, Stowe is a flawless blank canvas for colour. Mix and match from our carefully-curated palette of 25 shades or inject your own variations through the Bespoke Painted colour match service, to add depth and bring the striking Stowe scheme to life.

Use this kitchen design to ignite your senses. Enjoy its tactile, super smooth on-trend finish and take your pick from our accessories to elevate its simplicity. We're talking framed end panels and sweeping cornices to create impact and character.

## RANGE HIGHLIGHTS

LIGHT GREY, PORCELAIN OR PAINTED FINISH / CURVED DOORS  
GLASS DOORS / SMOOTH TO THE TOUCH



**ALL IMAGES** STOWE IN MATT PORCELAIN AND PAINTED FJORD GREEN WITH KNOB (K149)

## MARLOW

With timber innovation woven into our heritage, little wonder that Marlow is cleverly engineered to replicate the beauty of real painted timber.

We believe that whichever end of the kitchen budget spectrum you are working to, you deserve to choose from the very best design and quality credentials. Marlow is smartly-engineered to fit the bill for those on a tighter budget, yet absolutely doesn't compromise on construction excellence. This five-piece crafted vinyl wrapped door is designed to replicate the beauty of real painted timber and is available in the popular shade of Alabaster.

Well-considered practical internal fittings are also available to maximise storage in this substantial, wide frame shaker style kitchen. And as part of the premium Classic Collection, don't forget that a host of details are available to inject a personalised touch, such as a selection of handle designs, together with curved and glazed doors.

### RANGE HIGHLIGHTS

CURVED DOORS / GLASS DOORS / WOOD GRAIN EFFECT FINISH




**ABOVE & OPPOSITE** MARLOW IN IVORY WITH KNOB (K52)





MARLOW



# THE – DETAILS –

## COLOUR IS A POWERFUL DESIGN TOOL THAT CAN BE USED TO ADDRESS YOUR SPECIFIC NEEDS.

You might want to make a space feel brighter and wider; to better link a kitchen through to a living space; draw the eye towards features worth highlighting, or simply express your personality and colour preference.

So however you want to use colour in your kitchen, you can rely on the extensive Burbidge painted palette because it has been reassuringly built around key colours; offering shades that naturally blend together and that are currently taking centre stage in many homes. These are colours that really can work wonders in a range of spaces, that pair beautifully with natural materials and provide perfect bases to build upon.

Increasingly popular neutrals have been chosen to effortlessly create warm and welcoming spaces and we've also included bold options that powerfully alter the mood of a kitchen, especially when used with contemporary gloss or ultra-smooth finishes to inject extra depth and interest.

But if you're not ready for a big colour statement or an uninterrupted palette, then take inspiration from how we've introduced bold shades on elements within the kitchens freestanding larders, contrasting islands or add clever pops of colour across feature shelves and accent wall cabinets.

Twenty-five shades are available for you to choose the perfect colour combination for your kitchen scheme, but if can't find your perfect match, then opt for the ultimate in personalisation – our Bespoke Painted service. We can accurately match your painted kitchen to a colour swatch from any manufacturer.


 MALMÖ IN MATT LEAD AND CASHMERE	 LANGTON IN PAINTED GRAVEL AND SEAL GREY
 OTTO IN MATT OLD NAVY AND SOFT GREY	 BARNES IN PAINTED ALABASTER AND FJORD GREEN
 KEW IN PAINTED SOFT GREY	 OTTO IN A BESPOKE COLOUR, MATT MINK AND DARK WALNUT WITH ANTHRACITE HANDLE-LESS RAIL

# IN-FRAME, CLASSIC & SIMPLY BURBIDGE FINISHES

We have carefully-curated a palette of 25 on-trend shades to create statements and beautiful contrasts against Natural Oak, plus colours that work hard in your kitchen; that affect mood, productivity, respect natural light and enhance existing living spaces.

A Burbidge kitchen can be personalised from our stunning palette of painted finishes. Our kitchens are expertly painted by skilled technicians in our UK workshop using paints that guarantee colour-fastness whilst having a low environmental impact. This quality commitment achieves perfect results, highlighting the subtle beauty of your kitchen's woodgrain beneath your colour, or creating flawless smooth matt finishes for our contemporary schemes.


If you can't quite find your perfect match from our palette or want to make a very confident colour splash, then turn to our Bespoke Painted service. Simply provide us with any paint manufacturer's reference, and we will produce an accurate match for your painted kitchen.



# PAINTED



# SOLID TIMBER



Please see page 127 for the finish availability guide.

**Colour reproduction:** due to variables between photographic and print processes, colour may vary from the actual product supplied. Swatches are available to order from your retailer.

PAINTED PALETTE	BLEACHED WALNUT	ROSE WALNUT	DARK WALNUT	DARK ELM	WARM GREY OAK	CONCRETE	BLACK MARBLE	BRUSHED BRONZE	OXIDE	GLOSS ANTHRACITE	GLOSS CASHMERE	GLOSS LIGHT GREY	GLOSS PORCELAIN	GLOSS WHITE	MATT PALETTE	MATT ANTHRACITE	MATT LIGHT GREY	MATT PORCELAIN	IVORY (VINYL)	NATURAL CHARACTER OAK	NATURAL OAK
-----------------	-----------------	-------------	-------------	----------	---------------	----------	--------------	----------------	-------	------------------	----------------	------------------	-----------------	-------------	--------------	-----------------	-----------------	----------------	---------------	-----------------------	-------------

### IN-FRAME

Langton	P 03	■																				
Petworth	P 11	■																				■
Salcombe	P 19	■																				
Tetbury	P 25	■																				■

### CLASSIC


Chartwell	P 33	■																				
Gresham	P 37	■																				
Erin	P 45	■																				■
Stowe	P 49	■															■	■				
Marlow	P 55																			■		

### SIMPLY BURBIDGE

Kew	P 59	■																				
Finsbury	P 65	■																				
Barnes	P 73	■																				

### CONTEMPORARY

Otto	P 83	■	■	■		■	■	■	■		■		■	■	■	■	■	■	■			
Malmö	P 103									■	■	■	■	■	■	■	■	■				■
Isala	P 121			■	■																	





**Burbidge & Son Limited**

Burnsall Road, Canley, Coventry, West Midlands CV5 6BS  
T 024 7667 1600 F 024 7669 1010 E sales@burbidge.co.uk  
[www.burbidge.co.uk](http://www.burbidge.co.uk)