

# KITCHENS THAT COMPLETE YOUR HOME





# Contents

**Why Choose One Of Our Kitchens?** ..... 02

**Your Contemporary Kitchen**

Manhattan Gloss White ..... 06 **NEW**  
 Manhattan Gloss Alabaster ..... 08 **NEW**  
 Olympia White ..... 10 **NEW**  
 Wakefield Ivory With Wakefield Painted Lava & Stone ..... 14 **NEW**  
 Windsor Mussel ..... 18 **NEW**  
 Astro Gloss White ..... 20  
 Astro Gloss Vanilla With Tavola Oak Stained Wenge ..... 24  
 Astro Gloss Alabaster & Dakar ..... 26  
 Astro Gloss Dakar & White ..... 28  
 Strada Gloss White ..... 30  
 Strada Gloss Ivory ..... 34  
 Ultra High Gloss White ..... 38  
 Ultra High Gloss Latte With Tavola Oak Stained Black Brown Ferrara ..... 44  
 Windsor Shaker Ivory With Windsor Shaker Painted Powder Blue ..... 46  
 Windsor Shaker Oak ..... 48  
 Iona Inframe Light Oak & Iona Oak Inframe Painted White Cotton ..... 52  
 Tavola Oak Stained Black Brown Ferrara With Ultra High Gloss Latte ..... 56  
 Madison Oak With Madison Ivory ..... 58

**Your Painted & Stained Kitchen**

Paints, Stains, Special Finishes & Colour Matching Service ..... 64  
 Avonlea Painted Brilliant White & Light Blue ..... 68  
 Clonmel Oak Stained Light Oak & Painted Stone ..... 70  
 Clonmel Knotty Oak With Clonmel Oak Painted Light Blue ..... 72  
 Clonmel Oak Stained Anthracite & Painted Mussel ..... 74  
 Clonmel Oak Stained Wenge & Painted Cream ..... 76  
 Tavola Oak Stained Light Oak & Painted Cashmere ..... 78  
 Tavola Oak Stained Hacienda Black & Painted Light Grey ..... 80  
 Tavola Oak Stained Cinnamon ..... 82  
 Wakefield Ivory With Wakefield Painted Powder Blue ..... 84 **NEW**  
 Iona Oak Inframe Painted Graphite ..... 86  
 Iona Oak Inframe Painted Ballroom Blue & White Cotton ..... 88  
 Windsor Classic Painted Olive With Windsor Classic Oak ..... 92  
 Windsor Shaker Painted Biscuit & Lava ..... 94  
 Dante Painted Brilliant White & Sage Green ..... 96  
 Madison Painted Lava & Light Grey ..... 100  
 Jefferson Ivory With Jefferson Painted Lava ..... 104

**Your Traditional Kitchen**

Avonlea Oak Antiqued ..... 110  
 Clonmel Knotty Oak ..... 112  
 Wakefield Ivory With Wakefield Painted Sage Green ..... 114 **NEW**  
 Dante Light Oak With Dante Painted Lava ..... 116  
 Dante Light Oak Antiqued ..... 120  
 Iona Inframe Light Oak With Iona Oak Inframe Painted Sage Green ..... 124  
 Windsor Classic Oak & Ivory ..... 126  
 Windsor Classic Ivory ..... 128  
 Madison Ivory & Oak ..... 130  
 Jefferson Ivory ..... 132  
 Jefferson Oak & Jefferson Ivory ..... 134

**Door Finder** ..... 136

**Handle Selection** ..... 140

**Kitchen Door Care & Maintenance** ..... 144

# Why choose one of our kitchens?

**T**he answer is simple. Our kitchens fit around **your** lifestyle and budget. A range developed through time and directly reflecting the needs and desires of its countless customers, our kitchens have become the epitome of choice, quality and customer satisfaction.

## **Life's short, so don't compromise.**

Whether you like things plain and simple, incorporating contemporary features such as minimalist curves and a gloss finish or prefer something grander with ornate detailing and a mix of timbers or painted colours, your kitchen can be anything and everything you want it to be.

## **Versatility and choice are the name of the game.**

Offering an infinite number of door styles, accessories, finishes and colours, our diverse collection allows you to reflect your lifestyle in a way no other brand can. Our number of options, coupled with our sophisticated and cutting-edge Italian manufacturing techniques mean you can be sure that your kitchen will not only be stunning to look at but will also be of the highest possible quality.

## **Choose a kitchen that completes your home.**

Choose a kitchen from us.



# Your Contemporary Kitchen

**D**esigned for the savvy-minded customer who's looking for cutting-edge design matched by quality and durability, our collection of contemporary kitchens ticks all the right boxes.

Built for a busy lifestyle, punctuated by dinner parties with friends, rushed breakfasts and Sunday family brunches, your contemporary kitchen will work hard yet remain looking just as good as the day you bought it, due to its innovative construction and robust finish.

You'll be spoilt for choice with the huge number of door styles, accessories, finishes and colours available. Keep things simple by opting for a single range and colour throughout or spice it up by combining different ranges and finishes, making your dream kitchen truly unique.

**The choice is yours. So what are you waiting for?**



### Manhattan Gloss White NEW

A new, handleless PVC range, Manhattan features a premium quality, mirror-like finish that will add a luxurious touch to any contemporary setting. With its robust construction and clean, simple architecture, it is the perfect blank canvas to which you can introduce bold and colourful design elements, resulting in a spectacular kitchen space.





**Manhattan Gloss Alabaster** NEW

Paired here with a Tavola Oak Stained Light Oak tallhousing unit, Manhattan shows its versatile side by blending in seamlessly and effectively with a different range and finish. This highly cost-effective range proves that incredible design results can be achieved, even with a smaller budget and its resilient construction means it will easily withstand the wear and tear of everyday living.





Olympia door with polished handle



Olympia door with matt handle

## Olympia White **NEW**

This revolutionary design, with its integrated handle and matt, soft-touch finish, introduces an affordability factor not seen before in a door of this quality. Olympia merges perfectly with other ranges to produce kitchens of outstanding individuality and quality. Available with a choice of matt or polished handle.



Olympia White incorporating Tavola Oak Painted Brilliant White shelving



Olympia White With  
Tavola Oak Stained Light Oak





### Wakefield Ivory With Wakefield Painted Lava & Stone **NEW**

Characterised by the internal moulding surrounding its centre panel, the Wakefield door provides a pleasing compromise for anyone seeking something in between a traditional and a contemporary door style. Available in either an Ivory finish, one of our 20 standard paint colours or a specific paint colour using our Colour Matching Service, its finish features a visible grain.





Wakefield Ivory With  
Wakefield Painted Lava & Stone





### Windsor Shaker Mussel **NEW**

A welcome addition to the Windsor family, Windsor Shaker Mussel is the 'perfectly matched' PVC equivalent of the immensely popular Painted Mussel finish, making it more affordable and quicker to obtain. Shown here with modern open shelving and contrasting walnut breakfast bar, Windsor Shaker Mussel proves itself to be versatile and flexible when designing and styling your new kitchen.

### Astro Gloss White

Astro is an entry level kitchen that offers a trendy product with a competitive price tag. Astro is the perfect alternative to its more expensive gloss rivals.





Astro Gloss White  
shown with Tavola Oak  
stained Anthracite



### Astro Gloss Vanilla With Tavola Oak Stained Wenge

The subtle, inviting tones of Astro Vanilla create the perfect canvas for incorporating other shades and finishes into your kitchen design, such as shown here with Tavola Oak stained Wenge.





### Astro Gloss Alabaster & Dakar

The Astro Gloss range welcomes the warm tones of Alabaster & Dakar, creating the perfect setting for the addition of dramatic flourishes, contrasting finishes or colours and a wide variety of worktop, floor and tile designs, resulting in an outstanding workspace.





### Astro Gloss Dakar & White

The neutral tone of Astro Gloss Dakar is the ideal representative of today's contemporary kitchen, able to be mixed with virtually any other colour to culminate in a space that is both inspiring and inviting.





### Strada Gloss White

Making the ultimate contemporary style statement with handleless doors and drawer fronts, Strada is a high quality product with an exceptionally flawless, mirror-like finish. Using internal and external curves with clean lines to create a high end, modern, stylish kitchen.





Strada Gloss White

### Strada Gloss Ivory

Curved doors and unique accessories such as quadrant end mouldings blend seamlessly into Strada's modern landscape, creating a kitchen range that not only looks sleek and sophisticated but also maintains a practical role with doors that are easy to keep clean.





Strada Gloss Ivory



### Ultra High Gloss White

Yet another range with built-in flexibility, Ultra High Gloss White is a high quality product that creates a delicately balanced space against brightly coloured walls and appliances. Curved doors and accessories add drama and the dining area becomes an extension of the kitchen with the introduction of wall and base units.







Ultra High Gloss White

Ultra High Gloss Latte With Tavola Oak  
Stained Black Brown Ferrara

Capturing perfectly the essence of contemporary living, this sophisticated mix of gloss Latte doors with Black Brown Ferrara surrounds creates an airy, open space enhanced by strong outlines.





### Windsor Shaker Ivory With Windsor Shaker Painted Powder Blue

Combining contemporary styling with Windsor's innovative construction and PVC surface, Windsor Shaker proves that you can easily achieve a sophisticated looking space whilst maintaining a realistic budget. The visible woodgrain effect adds a look and feel of authenticity.



**Please note:** The grain structure will be clearly visible on an Ivory finish and less visible on a painted finish.





### Windsor Shaker Oak

The modern, shaker style Windsor in an Oak PVC finish offers a more cost effective, but very realistic solution to solid oak. Windsor Oak contributes even further to the many desirable features of this extremely popular range. Its warm, golden tones sit alongside other painted finishes in perfect harmony, resulting in a warm and inviting kitchen environment.





Windsor Shaker Oak &  
Windsor Shaker Painted Stone



### Iona Inframe Light Oak With Iona Oak Inframe Painted White Cotton

The exceptional structure of the Iona Inframe range is given a modern twist with the inclusion of contemporary accessories and a bold mix of natural and painted finishes.

**Please note:** With Iona Painted there will be minimal woodgrain visible through the painted surface of this door.



Iona Inframe Light Oak & Iona Oak Inframe Painted White Cotton



**Please note:** Tavola is manufactured with an oak veneer. Veneers are randomly selected and as a consequence each door will be different in grain structure and can have variation in colour.

### Tavola Oak Stained Black Brown Ferrara With Ultra High Gloss Latte

The strong, bold finish of Black Brown Ferrara is brought to life by the addition of a selection of gloss Latte doors, providing a unique balance to this beautiful kitchen design. Chunky pilasters help to create a strong, solid look and feel.



### Madison Oak With Madison Ivory

The luxurious finish of Madison Oak adds a sophisticated edge for those who want their kitchen to exude true excellence. Open shelves lend a spacious feel and curved doors draw attention to the central island, which is both attractive and highly practical. Shown here with Madison Ivory.



Madison Oak With  
Madison Painted Light Grey





# Your Painted & Stained Kitchen

**W**hether you are aiming to make a strong statement with bold, daring colours or create a peaceful haven with soft pastels, a painted or stained kitchen is the ideal solution for you.

Using a diverse palette of complementary colours and special finishes, you can mix paints and stains that result in a kitchen that epitomises the contemporary, the traditional, or anything in between, representing your own unique taste and personality.

**The choice is yours. So what are you waiting for?**



Our carefully selected palette of paints and stains can be used in any combination to achieve just the right look for your dream kitchen. Used distinctly as a single colour throughout, or combined on different pieces of freestanding or fitted furniture, you can be sure that your kitchen will be a testament to your true individuality.

Created with sheer versatility in mind, these premium finishes can be mixed and matched with complete freedom, resulting in a kitchen that is beyond your wildest imagination, yet remaining within your budget.

### Special Finishes



SMOOTH

DISTRESSED

CHARACTER WITH DISTRESSING


**RANGES THAT CAN HAVE A SPECIAL FINISH APPLIED**  
 Avonlea Painted  
 Dante Oak Painted



**RANGES THAT CAN BE PAINTED**  
 Avonlea Painted  
 Clonmel Oak  
 Dante Oak Painted  
 Iona Oak Inframe Painted  
 Jefferson Painted  
 Madison Painted  
 Tavola Oak  
 Wakefield Painted  
 Windsor Classic Painted  
 Windsor Shaker Painted

Dante Painted Brilliant White & Sage Green With Smooth Finish

### Paint Collection



### Stain Collection



LIGHT OAK



ANTHRACITE



CINNAMON



HACIENDA BLACK



WENGE



BLACK BROWN FERRARA

#### RANGES THAT CAN BE STAINED

Clonmel Oak  
Tavola Oak

The swatches above and on the previous page are provided as a guide only and due to certain variables, may not provide an exact match to the finished painted product. Although there might be a slight variation in colour between this swatch and the final painted product, we will endeavour to provide as close a match as possible. Please always obtain physical samples before purchase.

### COLOUR MATCHING SERVICE

Have you seen 'just that right' paint colour for your kitchen that you simply must have? If so, our new Colour Matching Service will match it for you.

Simply provide a RAL (European Standard) or BS (British Standard) paint colour and we will match it, true to your specifications.

CHOOSE  
A COLOUR,  
ANY  
COLOUR!



Tavola Oak Stained  
Hacienda Black

**Please note:** In this image, the knots and pips in the timber have been filled resulting in what is called a "smooth" finish. The grain of the timber will still be visible through the paint. For more information on special finishes applicable to the Avonlea range, please see page 64.



### Avonlea Painted Brilliant White & Sage Green

The charm and elegance of the Avonlea Painted kitchen is evident in every aspect of its design. From the quadrant mouldings to the curved doors and georgian frames with their intricate beading, Avonlea boasts quality. Crafted from high quality hardwood, this range can use several paint colours in one design for a modern twist on a 'country kitchen' look.



## Clonmel Oak Stained Light Oak & Painted Stone

The familiar warm tones of solid light oak are enhanced here by the incorporation of a stone coloured island complete with chunky worktop and breakfast bar. Complementing this are the box pilasters surrounding the tallhousing unit.



## Clonmel Knotty Oak With Clonmel Oak Painted Light Blue

This Knotty Oak & Painted Light Blue mix is refreshing and lively, with both colours revealing the best in each other. With grain structure evident through the painted finish, the added look and feel of timber provides another enticing dimension to this fabulous kitchen. Classically styled cornice and pelmet adorn the wall units and the majestic overmantle completes the look.





### Clonmel Oak Stained Anthracite & Painted Mussel

The deep charcoal tones of Anthracite are perfectly complemented by the subtle tones of Mussel in this stunning colour combination. Chunky end panels are innovatively used throughout to create bookshelves and an inset shelf in the larder run.





### Clonmel Oak Stained Wenge & Painted Cream

A very welcome addition to the Clonmel range, the rich, opulent tones of Wenge effortlessly intensify the sumptuous grain structure in all its doors and accessories. Perfectly matched here with Cream.





## Tavola Oak Stained Light Oak & Painted Cashmere

Tavola shows a different side when stained Light Oak, with its light and dark grain patterns merging to create an aesthetically exciting element. Its versatility is displayed beautifully here when joined by a Painted Cashmere finish on the tallhousing unit.

**Please note:** Tavola is manufactured with an oak veneer. Veneers are randomly selected and as a consequence each door will be different in grain structure and can have variation in colour.





### Tavola Oak Stained Hacienda Black & Painted Light Grey

Tavola's true beauty lies in its simplicity. This elementary slab design is given fresh new life with added curves and a daring horizontal grain. Shown here stained Hacienda Black mixed with a Painted Light Grey finish, it makes the quintessential contemporary style statement.

**Please note:** Tavola is manufactured with an oak veneer. Veneers are randomly selected and as a consequence each door will be different in grain structure and can have variation in colour.





**Left:** Tavola Oak stained Cinnamon and mixed with Ultra High Gloss Latte

**Please note:** Tavola is manufactured with an oak veneer. Veneers are randomly selected and as a consequence each door will be different in grain structure and can have variation in colour.

### Tavola Oak Stained Cinnamon

The light, airy feel of Cinnamon is given added depth by the unique horizontal grain of the Tavola design. Curved doors and a modern cornice, seen here incorporated into a floating wall unit, add to the ethereal feel, putting this kitchen in a class of its own.



## Wakefield Ivory With Wakefield Painted Powder Blue **NEW**

Brimming with light and impressive features such as plain frames, box pilasters and traditional high cornice, the Wakefield kitchen shows its classic side in this imaginatively designed space.





**Please note:** With Iona Painted there will be minimal woodgrain visible through the painted surface of this door.

### Iona Oak Inframe Painted Graphite

Making a strong impact in a painted Graphite finish, Iona's solid oak inframe design continues here to provide strong contemporary appeal with the inclusion of curved doors, accessories and island unit with glass worktop.





**Please note:** With Iona Painted there will be minimal woodgrain visible through the painted surface of this door.

### Iona Oak Inframe Painted Ballroom Blue & White Cotton

Incorporating a selection of stunning accessories, Iona Oak Inframe Painted shows its more traditional side with majestic overmantle, T&G end panels and storage pantry, all set off by an enticing blend of painted colours.





Iona Oak Inframe  
Painted White Cotton



### Windsor Classic Painted Olive With Windsor Classic Oak

Shown here alongside Windsor Classic Oak, Windsor Classic Painted Olive will surprise even the most die-hard painted timber fan with its remarkable 'ash wood-effect PVC' finish. Designed to resemble real painted timber, the grain effect remains visible through its painted layer, maintaining its authentic look and feel.



**Please note:** There will be grain structure visible through this painted finish.





Windsor Shaker Painted Biscuit & Lava

Using two of our standard 20 complementary shades, this Biscuit & Lava Painted 'ash wood-effect PVC' mix introduces an added modern touch to the open plan design and layout of the kitchen, creating a space that is not only highly functional but also displays perfect visual contrast.

Please note: There will be grain structure visible through this painted finish.





**Please note:** In this image, the knots and pips in the timber have been filled resulting in what is called a "smooth" finish. The grain of the timber will still be visible through the paint. For more information on special finishes applicable to the Dante range, please see page 64.



### Dante Oak Painted Brilliant White & Sage Green

Featuring a large array of unique accessories, Dante's ornate detailing is highlighted here through a combination of painted finishes. There is an excellent array of accessories available including high profiled cornice, under cornice and pilasters. When fused with quadrant and concave doors, this range provides soft edges, while Georgian-style frames and an exquisite canopy add an upmarket look and feel.



Dante Oak Painted  
Brilliant White & Sage Green

### Madison Painted Lava & Light Grey

Effortlessly elegant and undeniably gorgeous, the Madison solid ash painted kitchen makes a sophisticated statement with its simple detailing and pure sense of style. The distinct woodgrain, visible through the painted layer, adds to the feeling of authenticity of this timeless classic.

**Please note:** a certain amount of woodgrain will be visible through the painted ivory surface of this door.







### Jefferson Ivory With Jefferson Painted Lava

Let your imagination run wild with the design possibilities offered by Jefferson Ash Painted. The large number of accessories applicable to the range combined with the number of painted finishes gives you unlimited choice when it comes to creating a style all of your own. Shown here with plant on overmantle design, there is also a working overmantle available for this range (see pages 106 & 107).







# Your Traditional Kitchen

**A**lways evoking a feeling of 'home', the traditional kitchen contains a myriad of elements that still make it one of the most popular choices for many customers. Ornate detailing, accompanied by elegant features and practical accessories, the traditional kitchen provides everything you need to make your kitchen the heart of your home.

**The choice is yours. So what are you waiting for?**





### Avonlea Oak Antiqued

Manufactured from solid European Knotty Oak, this traditionally styled kitchen can't fail to inspire with its subtle antiquing and dignified rural look. With signature pieces such as bench pilasters, impressive overmantle, wine rack and plate rack, the country kitchen look is complete.



## Clonmel Knotty Oak

The bold, solid timber structure of the Clonmel door depicts the true nature of this high quality range with its wide frame and deep profile. A comprehensive selection of accessories accompany the range, providing a great variety of design opportunities.





Wakefield Ivory With  
Wakefield Painted Sage Green **NEW**

Full of exhilarating design possibilities, the Wakefield range can incorporate any number of Essentials accessories to provide almost limitless choice when it comes to creating a space that's just right for your home. Shown here featuring a stunning working overmantle, wine rack, box pilasters and quadrant doors.





**Please note:** In this image, the knots and pips in the timber of the painted finish have been filled resulting in what is called a "smooth" finish. The grain of the timber will still be visible through the paint. For more information on special finishes applicable to the Dante range, please see page 64.



### Dante Light Oak With Dante Oak Painted Lava

Dante's Light Oak finish has allowed the superb features and fine detailing of this incredibly popular solid oak range to shine through. Being extremely versatile, it can be combined with various different painted colours, such as shown above with Lava, to bring an exciting new dimension to your kitchen design.



Dante Oak  
Painted Lava



### Dante Light Oak Antiqued

Manufactured from solid European Knotty Oak, this traditional style kitchen can't fail to inspire with its subtle antiquing and dignified rural look. With signature pieces such as pilasters, impressive overmantle and wall dresser, the country kitchen look is complete.





Dante Light  
Oak Antiqued



**Please note:** there will be minimal woodgrain visible through the painted surface of this door.

### Iona Inframe Light Oak With Iona Oak Inframe Painted Sage Green

Iona exudes pure luxury with its inframe design crafted from solid European Oak with veneered centre panel. The incorporation of curved doors and painted island will add that refined touch and the butler's pantry creates an impressive and functional storage area.







### Windsor Classic Oak & Ivory

This expertly crafted, traditional range features a rich oak and ivory ash PVC finish that will complement virtually any other colour it is matched with. The addition of quadrant doors enhances the overall look of the range, creating soft curves with ample storage capabilities.





### Windsor Classic Ivory

This expertly crafted traditional range may look like it costs the earth, but don't let that fool you. Manufactured from an ivory ash woodgrain PVC that resembles real painted timber, it creates a premium look and feel without sporting an exorbitant price tag.



**Please note:** The grain structure will be clearly visible on an Ivory finish and less visible on a painted finish.

### Madison Ivory With Madison Oak

Madison brings together two classic finishes to create the ultimate traditional look and feel. The plant on overmantle, flanked by georgian frames provides the perfect backdrop for the large central island, adorned with benchpost pilasters and open display areas.



### Jefferson Ivory

With its ornate detailing and luxurious solid ash woodgrain finish, Jefferson fuses classic features with modern design to result in a kitchen that exudes charm and sophistication. Curved and Georgian feature doors, along with a host of accessories grace this beautiful range, creating a look of elegant splendor.






### Jefferson Ivory With Jefferson Oak

Impress with the rich texture offered by Jefferson's sumptuous oak finish. The painted island, shown here against a backdrop of oak units creates a scene of luxury that belies the range's modest price tag.



**ASTRO GLOSS** All Astro Gloss doors, drawerfronts and frames are available in White, Vanilla, Alabaster & Dakar.



WHITE VANILLA ALABASTER DAKAR QUADRANT DOOR WHITE

**STRADA GLOSS** All Strada Gloss doors, drawerfronts and frames are available in White & Ivory.



WHITE IVORY PLAIN FRAME WHITE includes plain glass QUADRANT DOOR WHITE BASE DOOR PAIR WHITE WALL DOOR PAIR WHITE

**ULTRA HIGH GLOSS** All Ultra High Gloss doors, drawerfronts and frames are available in White and Latte.



WHITE LATTE PLAIN FRAME WHITE includes frosted glass with rear plastic beading QUADRANT DOOR WHITE CONCAVE DOOR WHITE

**NEW MANHATTAN GLOSS** All Manhattan Gloss doors, drawerfronts and frames are available in White and Alabaster.



WHITE ALABASTER PLAIN FRAME WHITE includes plain glass

**NEW OLYMPIA** All Olympia doors, drawerfronts and frames are available in White with the option of a matt or polished handle.  
**OHIM Registered Design:** No:- 002465039-0001



WHITE matt, soft-touch finish

**IONA INFRAME** All Iona doorsets, drawerline sets, glass doorsets and quadrant doors are available in Light Oak or Painted.  
For detailed information on which paints are available, please refer to page 65.



DOORSET LIGHT OAK DRAWERLINE LIGHT OAK GLASS DOORSET LIGHT OAK includes clear glass QUADRANT DOOR LIGHT OAK DOORSET PAINTED POWDER BLUE

**CLONMEL** All Clonmel doors, drawerfronts and frames are available in Knotty Oak, Painted or Stained.  
For detailed information on which paints and stains are available, please refer to pages 64 to 66.



KNOTTY OAK PLAIN FRAME KNOTTY OAK includes flemish glass QUADRANT DOOR LIGHT OAK PAINTED MUSSEL STAINED ANTHRACITE PLAIN FRAME PAINTED DUST GREY includes flemish glass

**TAVOLA** All Tavola doors, drawerfronts and frames are available in Light Oak, Painted or Stained.  
For detailed information on which paints and stains are available, please refer to pages 64 to 66.



STAINED LIGHT OAK PLAIN FRAME PAINTED OLIVE includes clear glass QUADRANT DOOR STAINED BLACK BROWN FERRARA

**DANTE** Georgian frames, quadrant doors and concave doors are available in Light Oak Antiqued, Light Oak or Painted.  
For detailed information on which paints and special finishes are available, please refer to pages 64 to 66.



LIGHT OAK      LIGHT OAK ANTIQUED      PAINTED STONE      GEORGIAN FRAME LIGHT OAK ANTIQUED includes clear glass      QUADRANT DOOR LIGHT OAK      CONCAVE DOOR LIGHT OAK

**AVONLEA** Plain frames, georgian frames and quadrant doors are available in Oak Antiqued or Painted.  
For detailed information on which paints and special finishes are available, please refer to pages 64 to 66.



OAK ANTIQUED      PAINTED SOFT MINT Character finish with distressing      PLAIN FRAME OAK ANTIQUED includes flemish glass      GEORGIAN FRAME OAK ANTIQUED includes flemish glass      QUADRANT DOOR OAK ANTIQUED

**MADISON** All Madison doors, drawerfronts and frames are available in Oak, Ivory or Painted.  
For detailed information on which paints are available, please refer to pages 65 and 66.



OAK      GEORGIAN FRAME IVORY includes clear glass      QUADRANT DOOR PAINTED CREAM

**JEFFERSON** All Jefferson doors, drawerfronts and frames are available in Oak, Ivory or Painted.  
For detailed information on which paints are available, please refer to pages 65 and 66.



IVORY      GEORGIAN FRAME PAINTED CREAM includes clear glass      QUADRANT DOOR OAK

**NEW WAKEFIELD** All Wakefield doors, drawerfronts and frames are available in Ivory or Painted.  
For detailed information on which paints are available, please refer to pages 65 and 66.



PAINTED LIGHT BLUE      GEORGIAN FRAME IVORY includes clear glass      QUADRANT DOOR PAINTED CREAM

**WINDSOR CLASSIC** All Windsor Classic doors, drawerfronts and frames are available in Oak, Ivory or Painted.  
For detailed information on which paints are available, please refer to pages 65 and 66.



PAINTED LIGHT BLUE      GEORGIAN FRAME IVORY includes clear glass      QUADRANT DOOR OAK

**WINDSOR SHAKER** All Windsor Shaker doors, drawerfronts and frames are available in Oak, Ivory or Painted.  
For detailed information on which paints are available, please refer to pages 65 and 66.



PAINTED LIGHT BLUE      GEORGIAN FRAME IVORY includes clear glass      QUADRANT DOOR OAK



**T-BAR HANDLE K1-17**  
matt aluminium



**T-BAR HANDLE TWIST K1-22**  
antique pewter



**MODERN D-HANDLE K1-24**  
brushed nickel



**ARCHED BOW HANDLE K1-27**  
satin nickel



**BOW HANDLE K1-86**  
brushed chrome



**WEDGE PULL HANDLE K1-90**  
brushed nickel



**WEDGE PULL HANDLE K1-91**  
brushed nickel



**WEDGE PULL HANDLE K1-92**  
brushed nickel



**BRONZE D-HANDLE K1-29**  
antique bronze



**BRONZE KNOB K1-30**  
antique bronze



**T-BAR HANDLE ROUNDED TWIST K1-33**  
antique pewter



**IVORY KNOB K1-35**  
ivory ceramic



**RIBBON PULL HANDLE K1-95**  
satin nickel



**RECT PULL HANDLE K1-96**  
antique pewter



**SQUARE KNOB & BACKPLATE K1-97**  
antique pewter



**T-HANDLE K1-98**  
brushed nickel



**SPRAYED FEET BAR HANDLE K1-44**  
brushed nickel



**ANGLED KNOB K1-45**  
stainless steel



**MODERN D-HANDLE K1-46**  
matt chrome



**BAR KNOB K1-50**  
antique pewter



**SPRAYED D-HANDLE K1-99**  
pewter



**GOTHIC D-HANDLE K1-100**  
pewter



**GOTHIC D-HANDLE K1-101**  
pewter



**TIMBER KNOB K1-10-126**  
oak (sanded only)



**D-HANDLE K1-51**  
antique pewter



**BAR HANDLE K1-52**  
brushed nickel



**BAR HANDLE K1-53**  
brushed nickel



**TWISTER BALL KNOB K1-57**  
antique pewter



**GOTHIC CUP HANDLE K1-103**  
pewter



**KNOB K1-104**  
pewter



**TIMBER KNOB K1-113**  
oak



**ELLIPSE HANDLE K1-114**  
inox look



**LATCH D-HANDLE K1-58**  
antique pewter



**LATCH D-HANDLE K1-59**  
antique brass



**BOW HANDLE K1-60**  
antique pewter



**BOW HANDLE K1-61**  
antique brass



**HORIZON HANDLE K1-124**  
polished aluminium



**HORIZON HANDLE K1-125**  
polished aluminium



**HORIZON HANDLE K1-126**  
polished aluminium



**PADOVA HANDLE K1-133**  
chrome



**PULL HANDLE K1-68**  
stainless steel



**VICTORIA D-HANDLE K1-69**  
cast iron



**ROUND PULL HANDLE K1-74**  
brushed nickel



**CUP HANDLE K1-82**  
pewter



**CORDOBA HANDLE K1-134**  
chrome



**SONAR HANDLE K1-135**  
chrome



**INN HANDLE K1-136**  
chrome



**INN HANDLE K1-137**  
inox





**INN HANDLE** K1-138  
inox



**INN HANDLE** K1-139  
inox



**XFORM HANDLE** K1-140  
chrome



**ARROW HANDLE** K1-141  
chrome



**ROUND CUP** K1-157  
pewter



**KNOB** K1-158  
american copper



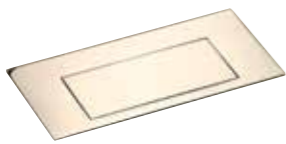
**KNOB** K1-159  
american copper



**KNOB** K1-160  
pewter



**ARROW HANDLE** K1-142  
chrome



**SPRING HANDLE** K1-143  
chrome



**SPRING HANDLE** K1-144  
inox



**RAILWAY HANDLE** K1-145  
bright chrome



**NEW** **D-HANDLE** K1-161  
pewter



**NEW** **D-HANDLE** K1-162  
pewter



**NEW** **HANDLE** K1-163  
pewter



**RAILWAY HANDLE** K1-146  
brushed steel



**ARC HANDLE** K1-147  
bright chrome



**ARC HANDLE** K1-148  
brushed steel



**BOW HANDLE** K1-BOW  
matt chrome



**NEW** **HANDLE** K1-164  
polished chrome



**RUST EFFECT D-HANDLE**  
K1-DHAND-ZA  
zinc alloy



**RUST EFFECT KNOB**  
K1-KNOB-ZA  
zinc alloy



**CHARACTER D-HANDLE**  
K1-RUST  
rust effect



**T-BAR HANDLE** K1-TB01  
satin nickel



**D-HANDLE** K1-149  
matt pewter



**D-HANDLE** K1-150  
polished pewter



**D-HANDLE** K1-151  
matt pewter



**PULL HANDLE** K1-152  
american copper




**PULL HANDLE** K1-153  
polished nickel



**PULL HANDLE** K1-154  
pewter



**ROUND CUP** K1-155  
american copper



**ROUND CUP** K1-156  
polished nickel

## Kitchen Door Care & Maintenance

With the appropriate care and maintenance our kitchen doors and components are designed to provide many years of reliable service. To help keep it in the best possible condition please follow the simple guidelines below.

### INSTALLATION ADVICE

#### Notes for the Installer

##### Pre Installation:

Ensure that all new-builds or newly plastered rooms have been left to environmentally stabilise prior to the installation of new kitchen doors. Kitchen doors must not be installed into a damp, or moisture-rich environment as it will cause undesirable movement in the joints and panels of the door. A hygrometer should be used to assess conditions.

To help to minimise any potential damage to the kitchen whilst you are installing it, please read and adhere to the following instructions and recommendations.

- We would advise that you make an initial check to confirm that you have the correct quantity and sizes of fascias; you can do this by referring to the labels attached to the outer packaging.
- The fascias should be stored flat and away from the working area, Take extreme care when stacking the fascias with hinges attached to ensure that the hinges do not mark other fascias. Do not lean the fascias against one another, or against any surface without proper protection in-between.
- Ensure that you fully inspect each individual fascia prior to attaching the hinges. Claims for damage to the fascia will not be accepted after the hinges have been attached.
- Take extreme care when unpacking the fascias and do not use sharp blades to cut away the packaging.
- When attaching the hinges, place the fascia face down on a soft clean surface, ensuring that there is no grit, sawdust or other matter underneath than can damage the surface of the fascia whilst the hinges are attached. It is good practice to place a sheet of clean cardboard between the fascia and the flat surface prior to attaching the hinges.
- If the hinges are 'knock-in' type. Use a rubber mallet to knock the hinges into the fascia without using excessive force.
- Once the hinges have been attached to a door, hang the door on the unit straight away to avoid damage. Do not stack the doors with the hinges touching other doors, as this can cause scratches or marks to the other fascias.
- Do not stack the doors on their ends on any hard surface; this can cause chipping and scratching along the edge of the fascia, especially on the handle edge of ranges with an integral handle. Prior to fitting, the fascias should be stored flat, ensuring that they are not resting on any dirt or debris that may damage or mark the finish.
- You should take extreme care not to put the door down with excessive force on any edge, especially the handle edge, as this will cause crushing/impact damage on these edges.
- Take extreme care not to put the door down on any hard or rough surface such as bare concrete floors, or on any debris such as sawdust, grit or screws, as this can damage the product.
- If the fascias are attached to the carcass, then you should carefully remove the fascias by unclipping the hinges, and storing these flat in a clean safe environment away from your working area, utilising the packing materials from the units.
- Where cutting/scribing décor panels and trim, you must use a sharp quality saw blade of the appropriate grade for fine-cutting, or a suitable router. Small chips can appear along the cut-edge, and so extra care must be taken to minimise the risk of chipping. Using a blunt or inappropriate saw blade will produce a poor finish, and this will not be covered by the guarantee.
- On Painted Products - Any fine chips along the cut edge should be smoothed with a fine grade sand paper prior to fitting.
- All cut edges should be sealed against moisture ingress using a suitable water resistant sealant/adhesive prior to installation.
- All trims are supplied in long lengths and need to be cut down on site, and again it is important that this is done using the appropriate tools.
- When fitting the plinth, ensure that you check the dimensions of any adjacent appliances. On occasion, the plinth may need to be pulled forward to ensure that it clears the front of the appliance. This can be achieved by fitting blocks using off-cuts to the rear of the plinth prior to attaching the plinth clips, to step the plinth forward from its normal position.

##### General Care

As with all kitchen furniture the most common problems found occur as a result of excessive or prolonged exposure to heat and/or moisture. Always ensure that water is not left around sink areas as damage caused as a result is not covered by the guarantee.

Always wipe off excess moisture and be careful with extreme heat sources, such as kettles, ovens and toasters. It is recommended that these heat sources are not placed directly under wall units when they are in use; they generate a higher level of heat and moisture than is often appreciated and can quickly and easily lead to damage of the furniture.

Don't place appliances that create steam (e.g. steamer, coffee maker or kettle) underneath the cabinets so that the steam flows up against the underside of the cabinet and doors.

If using glass cleaner to clean your glass doors be careful not to damage the finish of the door and cabinet parts while cleaning. Do not spray glass cleaner directly on to the glass or cabinet parts as this may discolour the finish of your kitchen cabinets. Instead, spray a small amount of cleaner on to a lint free cloth or paper towel then wipe the glass.

Don't open the door of the dishwasher immediately after the programme has ended, as exposure to heat and the high humidity increases the risk that the door may absorb moisture and swell.

Please note that after a period of time it is quite normal for the colouring of kitchen units to mellow in colour. This is not a manufacturing fault and is as a result of exposure to light. This means that any additional parts subsequently ordered for your kitchen, or supplied as replacements may not be an exact colour match. However any additional parts supplied will also mellow over time to blend with your existing units.

The colour of doors and drawer fronts may appear mismatched in colour. This apparent mismatch is sometimes the effect of differing light conditions within your kitchen, (known as metamerism). To check your doors and fascia you should place them side by side in natural daylight for comparison.

##### Cleaning advice for all door types including timber, painted, foil, stainless steel & vinyl:

- do not use wax-furniture polish, abrasive or aggressive cleaners, bleach or other hypochlorite (chlorine) based cleaners, multipurpose cleaners, dilutes, acetone, alcohol, solvent or similar products on the door, as this will damage the surface; Additionally wax and polishes leave a residue build up that is difficult to remove.
- only use a 5% soap, 95% water (liquid soap) solution, wiping with a damp (not wet) cloth, finally drying with a soft clean cloth only.
- ensure all cooking splashes are wiped immediately with a damp cloth; and
- dust with a soft cloth only.
- Never use any abrasive pads or abrasive cleaners of the furniture. Spills and condensation on the fascias/panels should be cleaned and dried immediately.

##### Timber & Veneered Doors

*Cleaning:* when cleaning timber doors you must follow the pattern of the grain. It is advisable to use a damp (not wet) cloth to remove fingerprints and marks, followed at once with a clean and dry soft cloth.

*Moisture:* excess moisture can damage a timber product - it is recommended that susceptible areas such as around the sink are thoroughly maintained and kept dry at all times.

*Light:* timber changes colour when exposed to light. Light, lacquered surfaces also have a certain tendency to "yellow with age" depending on the exposure to light. The species of timber and intensity of exposure will affect the rate of change. Due to this we recommend that timber samples be changed regularly.

It is advised that colour change is taken into consideration when replacing or fitting new doors some time after the original kitchen has been installed.

##### PVC & High Gloss Finished Doors

PVC/Lacquer coated products are manufactured from the highest quality materials. Please be careful not to puncture the PVC/melamine lacquered surface of your panels. These should be kept dry in order to prevent moisture ingress.

*Moisture:* Periodically clean the interior and exterior surfaces of the door using a soft, damp cloth. Wipe dry all surfaces after cleaning.

Use only cleaning agents that are intended for the materials used in your kitchen. Avoid any agents that contain ammonia, alcohol, bleach or an abrasive.

If the surface of the product is exposed to any oil based substance (for example olive oil, butter, margarine or cooking oil), the spillage must be wiped away immediately to prevent staining. Grease marks caused by these oil-based products can easily be removed by use of a mild detergent, non-abrasive cleaner if used immediately after spillage has happened.

Abrasive cleaners are not recommended for this type of product. Do not expose the doors or panels to temperature in excess of 60°C (140°F) (Approximately the temperature of washing up water).

*Light:* If the doors are supplied with a protective film on the face they must not be directly exposed to sunlight. Once installation is complete, carefully remove the protective film from the front of the fascia. We also advise that colour change is taken into consideration when replacing or fitting new doors some time after the original kitchen has been installed.

##### Painted Doors

*Cleaning:* it is advisable to use a damp (not wet) cloth to remove fingerprints and marks, followed at once with a clean and dry soft cloth. Any form of furniture polish or other cleaning products should be avoided.

*Light:* painted finishes will change colour when exposed to light - the intensity of exposure will affect the rate of change. Due to this, we recommend that painted swatches and door samples be changed regularly.

We also advise that colour change is taken into consideration when replacing or fitting new doors some time after the original kitchen has been installed.

##### Stained Doors

Our range of stains are protected by an application of lacquer.

*Cleaning:* it is advisable to use a damp (not wet) cloth to remove fingerprints and marks, followed at once with a clean and dry soft cloth.

*Light:* stained finishes will change colour when exposed to light - the intensity of exposure will affect the rate of change. Due to this, we recommend that stain swatches and door samples be changed regularly.

We also advise that colour change is taken into consideration when replacing or fitting new doors some time after the original kitchen has been installed.

##### Sanded (raw) Doors

*Cleaning:* sanded products are unfinished and therefore the care of these doors will depend on the type of finish applied, eg paint, stain, wax etc., see above for care guidance.

Please note your guarantee may be adversely affected if used for non general domestic environments. Please see Terms & Conditions page for details of the guarantee.

Clonmel Knotty Oak



KITCHEN  
STORI

**Please note:** whilst all our photography endeavours to replicate our products accurately, it is recommended that you refer to your supplier for full technical specification on all product sizes and dimensions.

